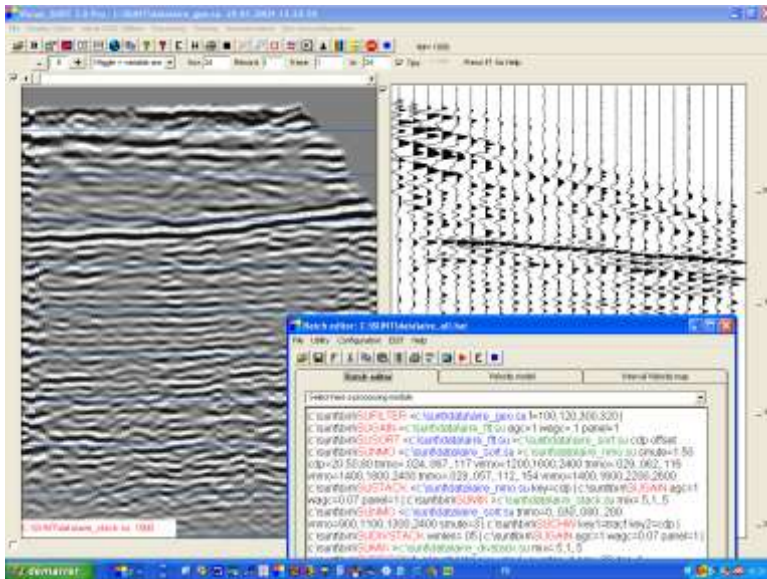


Visual_SUNT Seismic Reflection processing, graphical interface for SEISMIC UNIX* for Windows



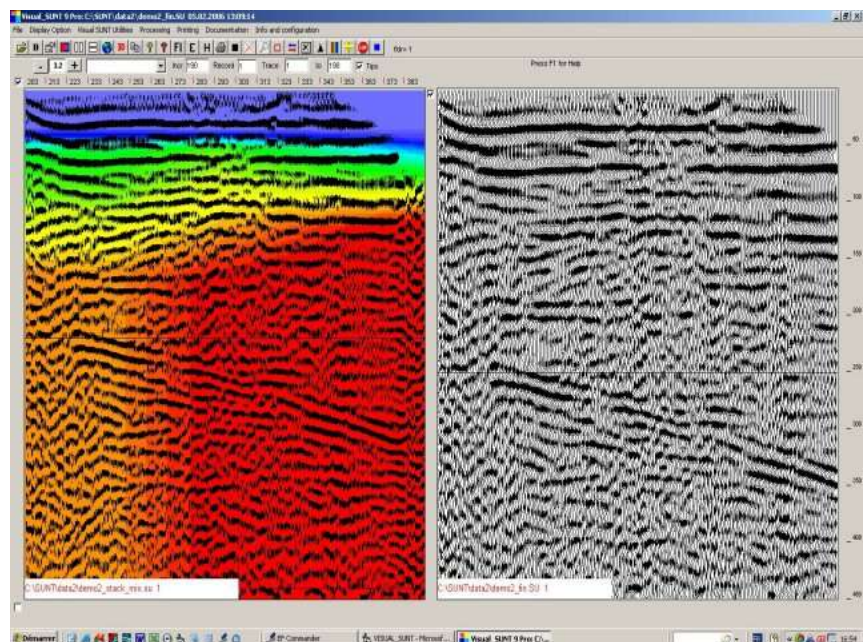
Visual_SUNT is a Windows 95,98, NT, Xp, Vista Seven (32/64 bits) software that is linked to SUNT modules (Seismic UNIX for Windows).

SUNT is an adaptation for Windows of SEISMIC UNIX (*Center for Wave Phenomena of Colorado School of Mine*). There are more than 100 modules allowing all usual steps of seismic reflection processing. There is no limit on the number of traces!

Visual_SUNT also contains specific utility modules that complement those of SUNT. With **Visual_SUNT** you can easily convert SEG-2, SEG-Y, SEG-D, ABEM and OYO data to SU/SEG-Y. Among the Visual_SUNT utility modules are: **Header display, Header edit, frequency spectrum, on screen mute and trace kill, geometry display, velocity computation with hyperbola curve, first breaks pick, easy geometry input, FK filtering, deconvolution, velocity semblance, residual statics, stacking chart and more...**

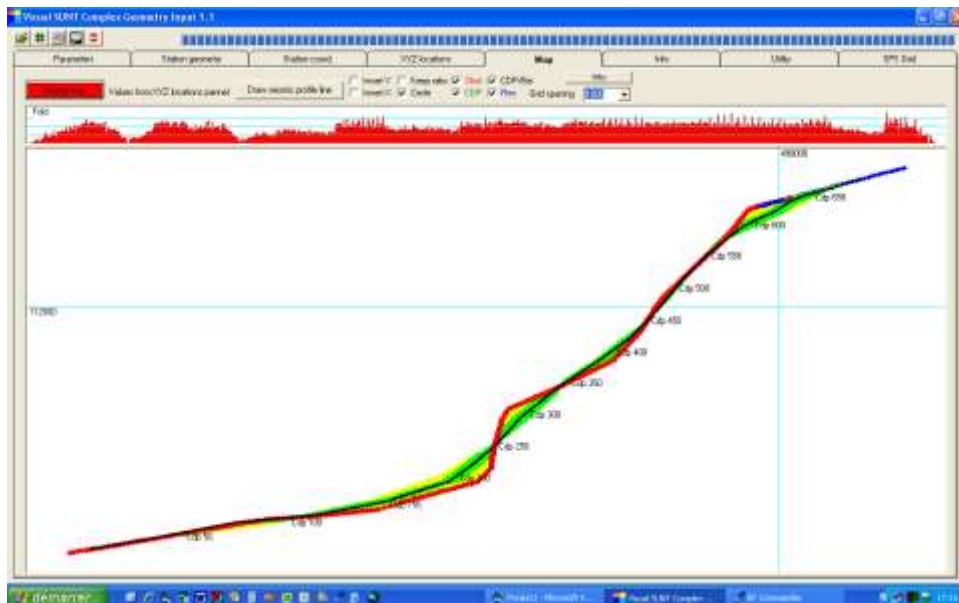
Visual_SUNT batch editor is a powerful tool with on line help and interactive input. All important SU/SUNT modules have an input panel with comments and default values.

Visual_SUNT display options are multiple: wiggle, amplitude, color, gray scale... You can print at any scale your printer is capable of, and very long plots are possible. You can also save profiles on files (BMP or JPG).



Visual SUNT Pro comes with:

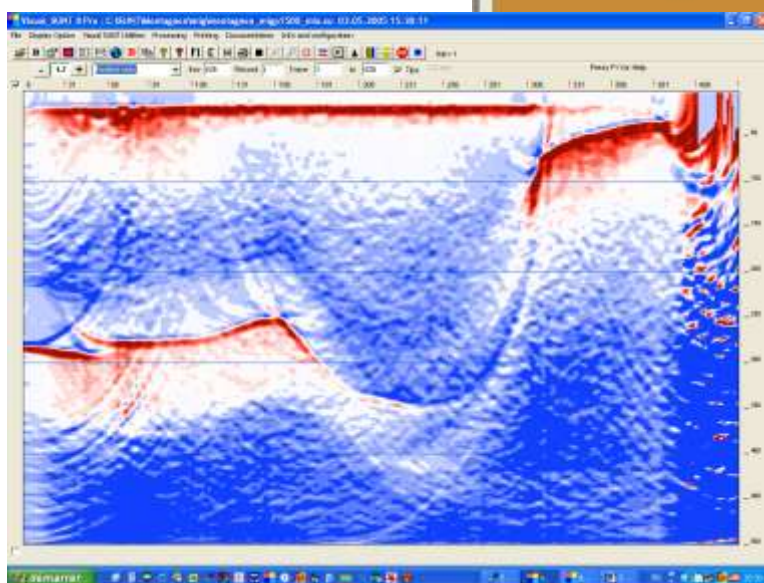
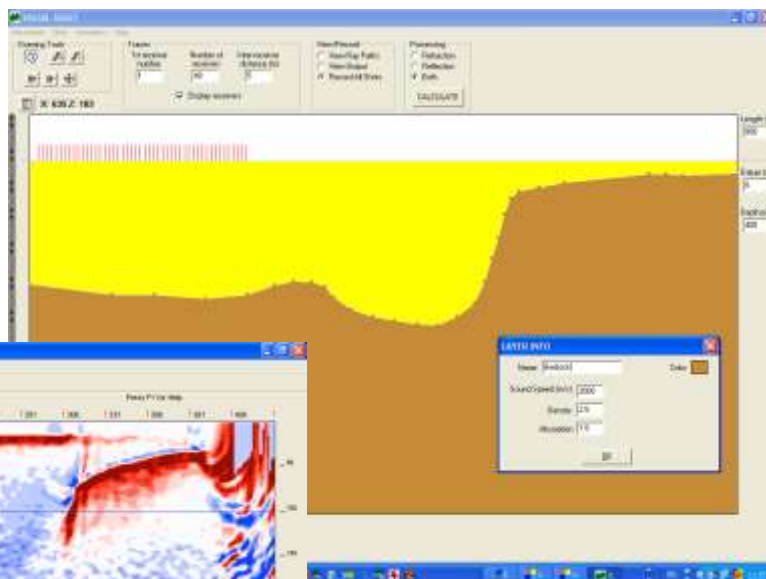
- Modelization software
- 3 D and crooked line geometry input
- SPS geometry input
- New migration module



Ask for a CD-ROM or download a demo version with a data set at <http://www.wgeosoft.ch>

Download documentation book with practical info

<http://www.wgeosoft.ch/download/HRbasis.pdf>



Visual SUNT Pro specifications

Visual_SUNT display

- **Unlimited** number of traces
- B&W, Color, Amplitude color and gray scale
- Wiggle, Positive only
- Fold display below stacked profile
- Velocity model color in background
- True amplitude or trace equalization
- Reverse polarity
- Zoom
- Scroll up and down, left and right with cursor.
- Variable number of channels allowed

Visual_SUNT printing module

- High quality printing module with preview, zoom, scroll
- WMF export of any SU file (compatible with COREL DRAW, Adobe Illustrator, ...)
- Velocity model, fold and topography can be easily printed!
- Color, B&W, amplitude gray scale, amplitude color scale, wiggle, clip...
- Hard copies, BMP and JPEG file recording
- SURFER Export to display amplitude color profiles

File utility

- Conversion from SEG2, SEG_B, **SEG-D Sercel 388+408**, SEG-Y, SEG1, ES-1225, Bison, PASI, OYO McSeis, ABEM Mark 3 New SAC files!
- RADAR files RAMAC, GSSI and EKKO PULSE are supported now!!!!
- If your seismograph is not listed here, we can write a translation module for you!
Contact us
- SU to KGS format conversion, KGS to SU floating point and integer,
- ASCII file to SU and SU to ASCII
- SU to SEG-Y
- SEG2 and SEG-Y field data display
- Header visualization and editing
- Header value export module to EXCEL
- RAYFRACT export ASCII file

Raw data utility

- First breaks alignment for statics!!!
- Automatic first break picking
- Refraction statics with automatic thickness computation
- Field statics
- Huge files (more than 100'000 traces tested) are supported
- Many possibilities to kill traces and mute records

Geometry

- Easy interactive geometry input for any type of shooting even with Split spread with gap!
- Stacking chart
- Geometry input with ASCII files or SPS
- Geographic degree, minute, seconds to UTM conversion
- Geometry display on map (for control)
- Output file with all geometrical data
- Crooked line geometry input

On screen

- FK drawing and filtering
- Frequency spectrum
- Polygonal mute on screen
- Kill traces on screen
- Kill with automatic trace increment
- Reverse trace
- Zoom

Velocity

- Interactive velocity semblance picking
- Interactive NMO display with time-velocity picking
- Interactive velocity picking on constant velocity scan
- Interactive NMO modeling
- Direct velocity scan
- Velocity distribution colored map
- Hyperbole drawing
- Linear velocity

Visual SUNT specific utility modules

- Migration tool **NEW !**
- Predictive deconvolution
- FK filtering with polygon drawing on screen!
- Time to depth easy conversion
- History file recording all processing operations
- Frequency spectrum (SUSPECFX and Visual_SUNT specific module)
- Frequency filtering panel
- Filtering panels
- Residual statics
- Refraction static module NEW Version !!!
- Digitalization module
- Interactive filter design
- Vibrator utility: parameters input, correlation
- Automatic kill of noisy traces
- Smart Stack New powerful CDP stacking tool NEW !!!

Radar utilities

- Delete mean trace NEW !!!
- Linear and exponential gain NEW !!!
- 2D mixing NEW !!!

SUNT utilities

With Visual_SUNT you can use more than 100 SU modules...

Batch processing with spelling control and automatic file name input

You can add your own modules!!

Help and tutorial

- Manuals and an important documentation on the CD
- Contextual help file
- All SU modules have an on-line description
- Two demo sets with processing batch flow
- Direct easy WEB link for help e-mails and upgrades
- Videos showing all the important processing steps

Software protection: USB key allow you to move your license from one computer to another one. Soft key is also available. No other seismic processing software on the market is competitive with Visual_SUNT price/capacities ratio. Inexpensive multi-user licenses are available for academic non profit purpose.